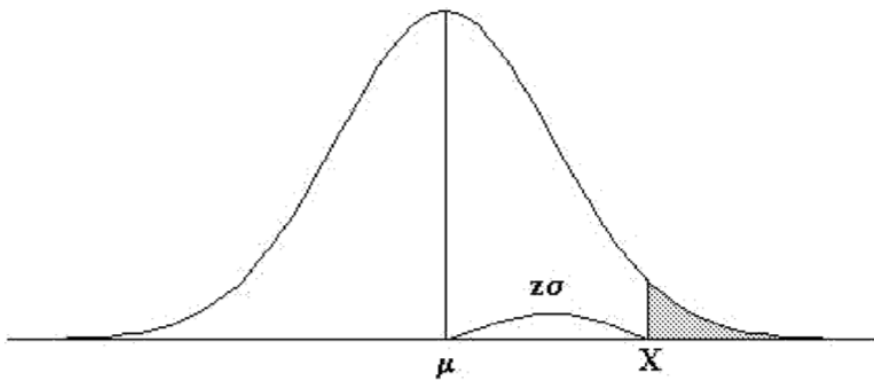


TABLA 1: DISTRIBUCIÓN NORMAL

TABLA 1: DISTRIBUCIÓN NORMAL

Áreas bajo la curva normal



Ejemplo:

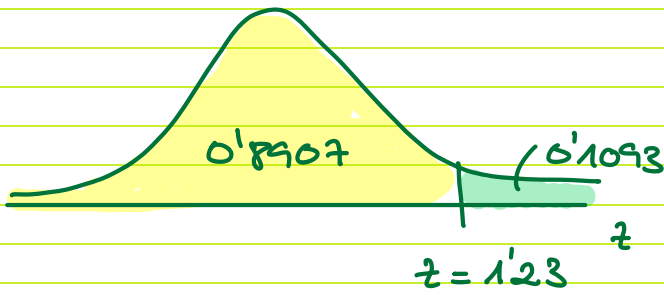
$$Z = \frac{X - \mu}{\sigma}$$

$$P [Z > 1] = 0.1587$$

$$P [Z > 1.96] = 0.0250$$

Desv. normal x	0.00	0.01	0.02	0.03	0.04	0.05	0.06	0.07	0.08	0.09
0.0	0.5000	0.4960	0.4920	0.4880	0.4840	0.4801	0.4761	0.4721	0.4681	0.4641
0.1	0.4602	0.4562	0.4522	0.4483	0.4443	0.4404	0.4364	0.4325	0.4286	0.4247
0.2	0.4207	0.4168	0.4129	0.4090	0.4052	0.4013	0.3974	0.3936	0.3897	0.3859
0.3	0.3821	0.3783	0.3745	0.3707	0.3669	0.3632	0.3594	0.3557	0.3520	0.3483
0.4	0.3446	0.3409	0.3372	0.3336	0.3300	0.3264	0.3228	0.3192	0.3156	0.3121
0.5	0.3085	0.3050	0.3015	0.2981	0.2946	0.2912	0.2877	0.2843	0.2810	0.2776
0.6	0.2743	0.2709	0.2676	0.2643	0.2611	0.2578	0.2546	0.2514	0.2483	0.2451
0.7	0.2420	0.2389	0.2358	0.2327	0.2296	0.2266	0.2236	0.2206	0.2177	0.2148
0.8	0.2119	0.2090	0.2061	0.2033	0.2005	0.1977	0.1949	0.1922	0.1894	0.1867
0.9	0.1841	0.1814	0.1788	0.1762	0.1736	0.1711	0.1685	0.1660	0.1635	0.1611
1.0	0.1587	0.1562	0.1539	0.1515	0.1492	0.1469	0.1446	0.1423	0.1401	0.1379
1.1	0.1357	0.1335	0.1314	0.1292	0.1271	0.1251	0.1230	0.1210	0.1190	0.1170
1.2	0.1151	0.1131	0.1112	0.1093	0.1075	0.1056	0.1038	0.1020	0.1003	0.0985
1.3	0.0968	0.0951	0.0934	0.0918	0.0901	0.0885	0.0869	0.0853	0.0838	0.0823
1.4	0.0808	0.0793	0.0778	0.0764	0.0749	0.0735	0.0721	0.0708	0.0694	0.0681
1.5	0.0668	0.0655	0.0643	0.0630	0.0618	0.0606	0.0594	0.0582	0.0571	0.0559
1.6	0.0548	0.0537	0.0526	0.0516	0.0505	0.0495	0.0485	0.0475	0.0465	0.0455
1.7	0.0446	0.0436	0.0427	0.0418	0.0409	0.0401	0.0392	0.0384	0.0375	0.0367
1.8	0.0359	0.0351	0.0344	0.0336	0.0329	0.0322	0.0314	0.0307	0.0301	0.0294
1.9	0.0287	0.0281	0.0274	0.0268	0.0262	0.0256	0.0250	0.0244	0.0239	0.0233
2.0	0.0228	0.0222	0.0217	0.0212	0.0207	0.0202	0.0197	0.0192	0.0188	0.0183
2.1	0.0179	0.0174	0.0170	0.0166	0.0162	0.0158	0.0154	0.0150	0.0146	0.0143
2.2	0.0139	0.0136	0.0132	0.0129	0.0125	0.0122	0.0119	0.0116	0.0113	0.0110
2.3	0.0107	0.0104	0.0102	0.0099	0.0096	0.0094	0.0091	0.0089	0.0087	0.0084
2.4	0.0082	0.0080	0.0078	0.0075	0.0073	0.0071	0.0069	0.0068	0.0066	0.0064
2.5	0.0062	0.0060	0.0059	0.0057	0.0055	0.0054	0.0052	0.0051	0.0049	0.0048
2.6	0.0047	0.0045	0.0044	0.0043	0.0041	0.0040	0.0039	0.0038	0.0037	0.0036
2.7	0.0035	0.0034	0.0033	0.0032	0.0031	0.0030	0.0029	0.0028	0.0027	0.0026
2.8	0.0026	0.0025	0.0024	0.0023	0.0023	0.0022	0.0021	0.0021	0.0020	0.0019
2.9	0.0019	0.0018	0.0018	0.0017	0.0016	0.0016	0.0015	0.0015	0.0014	0.0014
3.0	0.0013	0.0013	0.0013	0.0012	0.0012	0.0011	0.0011	0.0011	0.0010	0.0010

1.2



$$p(z \geq 1.23) = 0.1093$$

$$p(z < 1.23) = 1 - 0.1093 = 0.8907$$

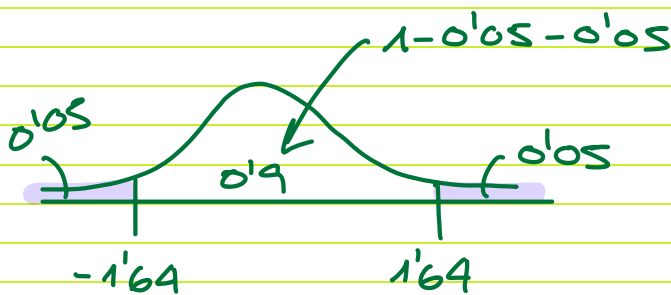

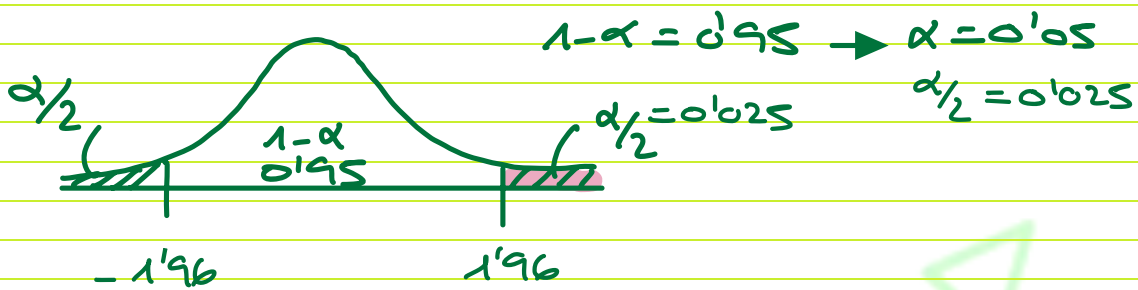


TABLA 2: DISTRIBUCIÓN F

TABLA 2: DISTRIBUCIÓN F

g.l denominador	F Snedecor (valores críticos al 5%)											
	Grados de libertad en el numerador											
	1	2	3	4	5	6	7	8	9	10	12	15
1	161.4	199.5	215.7	224.6	230.2	234.0	236.8	238.9	240.5	241.9	243.9	245.9
2	18.51	19.00	19.16	19.25	19.3	19.33	19.35	19.37	19.38	19.4	19.41	19.43
3	10.13	9.55	9.28	9.12	9.01	8.94	8.89	8.85	8.81	8.79	8.74	8.70
4	7.71	6.94	6.59	6.39	6.26	6.16	6.09	6.04	6.00	5.96	5.91	5.86
5	6.61	5.79	5.41	5.19	5.05	4.95	4.88	4.82	4.77	4.74	4.68	4.62
6	5.99	5.14	4.76	4.53	4.39	4.28	4.21	4.15	4.10	4.06	4.00	3.94
7	5.59	4.74	4.35	4.12	3.97	3.87	3.79	3.73	3.68	3.64	3.57	3.51
8	5.32	4.46	4.07	3.84	3.69	3.58	3.50	3.44	3.39	3.35	3.28	3.22
9	5.12	4.26	3.86	3.63	3.48	3.37	3.29	3.23	3.18	3.14	3.07	3.01
10	4.96	4.10	3.71	3.48	3.33	3.22	3.14	3.07	3.02	2.98	2.91	2.85
11	4.84	3.98	3.59	3.36	3.20	3.09	3.01	2.95	2.90	2.85	2.79	2.72
12	4.75	3.89	3.49	3.26	3.11	3.00	2.91	2.85	2.80	2.75	2.69	2.62
13	4.67	3.81	3.41	3.18	3.03	2.92	2.83	2.77	2.71	2.67	2.60	2.53
14	4.60	3.74	3.34	3.11	2.96	2.85	2.76	2.70	2.65	2.60	2.53	2.46
15	4.54	3.68	3.29	3.06	2.90	2.79	2.71	2.64	2.59	2.54	2.48	2.40
16	4.49	3.63	3.24	3.01	2.85	2.74	2.66	2.59	2.54	2.49	2.42	2.35
17	4.45	3.59	3.20	2.96	2.81	2.70	2.61	2.55	2.49	2.45	2.38	2.31
18	4.41	3.55	3.16	2.93	2.77	2.66	2.58	2.51	2.46	2.41	2.34	2.27
19	4.38	3.52	3.13	2.90	2.74	2.63	2.54	2.48	2.42	2.38	2.31	2.23
20	4.35	3.49	3.10	2.87	2.71	2.60	2.51	2.45	2.39	2.35	2.28	2.20
21	4.32	3.47	3.07	2.84	2.68	2.57	2.49	2.42	2.37	2.32	2.25	2.18
22	4.30	3.44	3.05	2.82	2.66	2.55	2.46	2.40	2.34	2.30	2.23	2.15
23	4.28	3.42	3.03	2.80	2.64	2.53	2.44	2.37	2.32	2.27	2.20	2.13
24	4.26	3.40	3.01	2.78	2.62	2.51	2.42	2.36	2.30	2.25	2.18	2.11
25	4.24	3.39	2.99	2.76	2.60	2.49	2.40	2.34	2.28	2.24	2.16	2.09
26	4.23	3.37	2.98	2.74	2.59	2.47	2.39	2.32	2.27	2.22	2.15	2.07
27	4.21	3.35	2.96	2.73	2.57	2.46	2.37	2.31	2.25	2.20	2.13	2.06
28	4.20	3.34	2.95	2.71	2.56	2.45	2.36	2.29	2.24	2.19	2.12	2.04
29	4.18	3.33	2.93	2.70	2.55	2.43	2.35	2.28	2.22	2.18	2.10	2.03
30	4.17	3.32	2.92	2.69	2.53	2.42	2.33	2.27	2.21	2.16	2.09	2.01
40	4.08	3.23	2.84	2.61	2.45	2.34	2.25	2.18	2.12	2.08	2.00	1.92
60	4.00	3.15	2.76	2.53	2.37	2.25	2.17	2.10	2.04	1.99	1.92	1.84
90	3.95	3.10	2.71	2.47	2.32	2.20	2.11	2.04	1.99	1.94	1.87	1.79
120	3.92	3.07	2.68	2.45	2.29	2.17	2.09	2.02	1.96	1.91	1.83	1.75

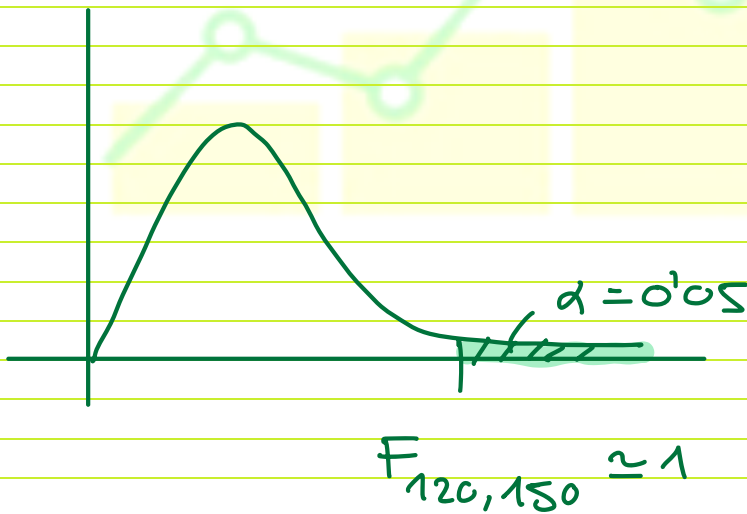
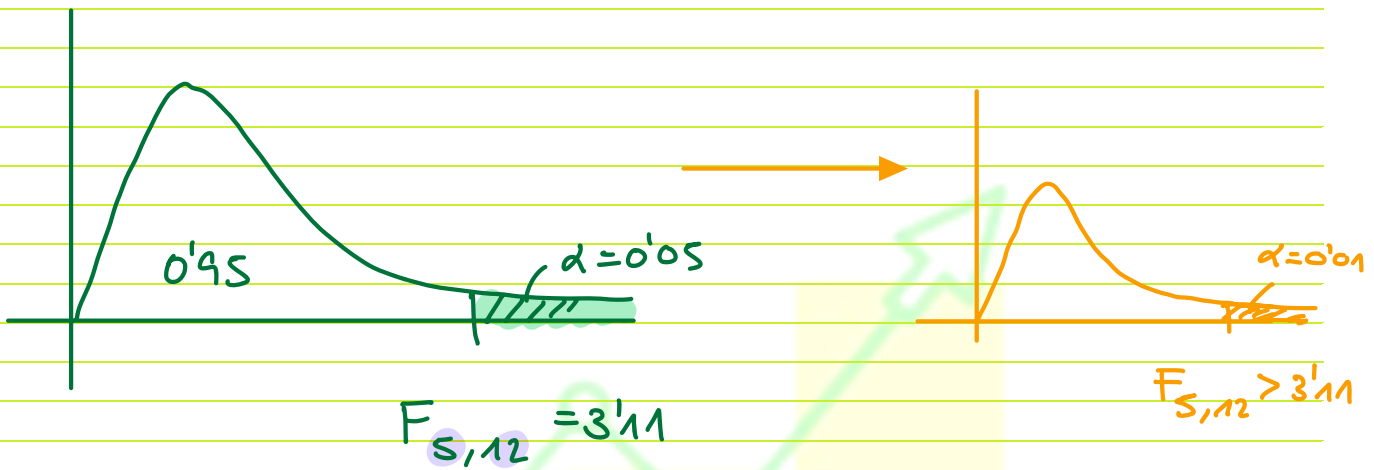
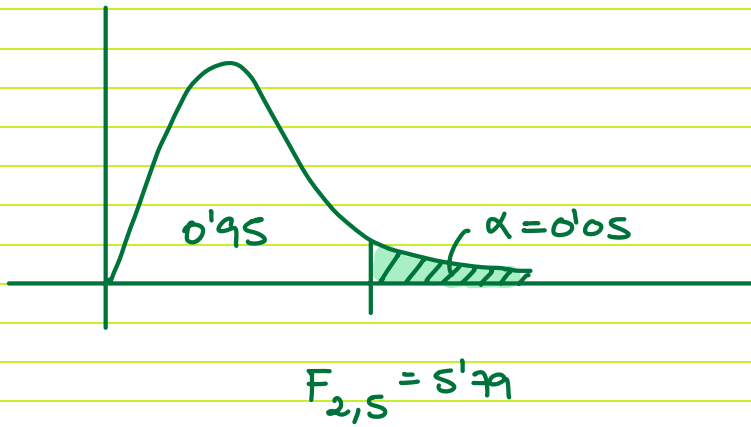
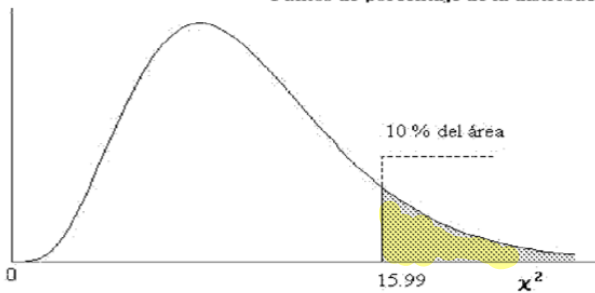


TABLA 3: DISTRIBUCIÓN JI-CUADRADO

TABLA 3: DISTRIBUCIÓN χ^2

Puntos de porcentaje de la distribución χ^2



Ejemplo:

Para $\phi = 10$ grados de libertad

$$P[\chi^2 > 15.99] = 0.10$$

π ϕ	0.995	0.99	0.975	0.95	0.9	0.75	0.5	0.25	0.1	0.05	0.025	0.01	0.005	π ϕ
1	3.93E-05	1.57E-04	9.82E-04	3.93E-03	1.58E-02	0.102	0.455	1.323	2.71	3.84	5.02	6.63	7.88	1
2	1.00E-02	2.01E-02	5.06E-02	0.103	0.211	0.575	1.386	2.77	4.61	5.99	7.38	9.21	10.60	2
3	7.17E-02	0.115	0.216	0.352	0.584	1.213	2.37	4.11	6.25	7.81	9.35	11.34	12.84	3
4	0.207	0.297	0.484	0.711	1.064	1.923	3.36	5.39	7.78	9.49	11.14	13.28	14.86	4
5	0.412	0.554	0.831	1.145	1.610	2.67	4.35	6.63	9.24	11.07	12.83	15.09	16.75	5
6	0.676	0.872	1.237	1.635	2.20	3.45	5.35	7.84	10.64	12.59	14.45	16.81	18.55	6
7	0.989	1.239	1.690	2.17	2.83	4.25	6.35	9.04	12.02	14.07	16.01	18.48	20.3	7
8	1.344	1.647	2.18	2.73	3.49	5.07	7.34	10.22	13.36	15.51	17.53	20.1	22.0	8
9	1.735	2.09	2.70	3.33	4.17	5.90	8.34	11.39	14.68	16.92	19.02	21.7	23.6	9
10	2.16	2.56	3.25	3.94	4.87	6.74	9.34	12.55	15.99	18.31	20.5	23.2	25.2	10
11	2.60	3.05	3.82	4.57	5.58	7.58	10.34	13.70	17.28	19.68	21.9	24.7	26.8	11
12	3.07	3.57	4.40	5.23	6.30	8.44	11.34	14.85	18.55	21.0	23.3	26.2	28.3	12
13	3.57	4.11	5.01	5.89	7.04	9.30	12.34	15.98	19.81	22.4	24.7	27.7	29.8	13
14	4.07	4.66	5.63	6.57	7.79	10.17	13.34	17.12	21.1	23.7	26.1	29.1	31.3	14
15	4.60	5.23	6.26	7.26	8.55	11.04	14.34	18.25	22.3	25.0	27.5	30.6	32.8	15
16	5.14	5.81	6.91	7.96	9.31	11.91	15.34	19.37	23.5	26.3	28.8	32.0	34.3	16
17	5.70	6.41	7.56	8.67	10.09	12.79	16.34	20.5	24.8	27.6	30.2	33.4	35.7	17
18	6.26	7.01	8.23	9.39	10.86	13.68	17.34	21.6	26.0	28.9	31.5	34.8	37.2	18
19	6.84	7.63	8.91	10.12	11.65	14.56	18.34	22.7	27.2	30.1	32.9	36.2	38.6	19
20	7.43	8.26	9.59	10.85	12.44	15.45	19.34	23.8	28.4	31.4	34.2	37.6	40.0	20
21	8.03	8.90	10.28	11.59	13.24	16.34	20.3	24.9	29.6	32.7	35.5	38.9	41.4	21
22	8.64	9.54	10.98	12.34	14.04	17.24	21.3	26.0	30.8	33.9	36.8	40.3	42.8	22
23	9.26	10.20	11.69	13.09	14.85	18.14	22.3	27.1	32.0	35.2	38.1	41.6	44.2	23
24	9.89	10.86	12.40	13.85	15.66	19.04	23.3	28.2	33.2	36.4	39.4	43.0	45.6	24
25	10.52	11.52	13.12	14.61	16.47	19.94	24.3	29.3	34.4	37.7	40.6	44.3	46.9	25
26	11.16	12.20	13.84	15.38	17.29	20.8	25.3	30.4	35.6	38.9	41.9	45.6	48.3	26
27	11.81	12.88	14.57	16.15	18.11	21.7	26.3	31.5	36.7	40.1	43.2	47.0	49.6	27
28	12.46	13.56	15.31	16.93	18.94	22.7	27.3	32.6	37.9	41.3	44.5	48.3	51.0	28
29	13.12	14.26	16.05	17.71	19.77	23.6	28.3	33.7	39.1	42.6	45.7	49.6	52.3	29
30	13.79	14.95	16.79	18.49	20.6	24.5	29.3	34.8	40.3	43.8	47.0	50.9	53.7	30
40	20.7	22.2	24.4	26.5	29.1	33.7	39.3	45.6	51.8	55.8	59.3	63.7	66.8	40
50	28.0	29.7	32.4	34.8	37.7	42.9	49.3	56.3	63.2	67.5	71.4	76.2	79.5	50
60	35.5	37.5	40.5	43.2	46.5	52.3	59.3	67.0	74.4	79.1	83.3	88.4	92.0	60
70	43.3	45.4	48.8	51.7	55.3	61.7	69.3	77.6	85.5	90.5	95.0	100.4	104.2	70
80	51.2	53.5	57.2	60.4	64.3	71.1	79.3	88.1	96.6	101.9	106.6	112.3	116.3	80
90	59.2	61.8	65.6	69.1	73.3	80.6	89.3	98.6	107.6	113.1	118.1	124.1	128.3	90
100	67.3	70.1	74.2	77.9	82.4	90.1	99.3	109.1	118.5	124.3	129.6	135.8	140.2	100
Z_{α}	-2.58	-2.33	-1.96	-1.64	-1.28	-0.674	0.000	0.674	1.282	1.645	1.96	2.33	2.58	Z_{α}

Para $\phi > 100$ tómese $\chi^2 = \frac{1}{2} (Z_{\alpha} + \sqrt{2\phi - 1})^2$. Z_{α} es la desviación normal estandarizada correspondiente al nivel de significancia y se muestra en la parte superior de la tabla.

